

# เอกสารแนบ15

เอกสารสอบเทียบเครื่องมือ



# Certificate of Calibration

## Calibration Certification Information

Cal. Date: December 5, 2022      Rootsometer S/N: 438320      Ta: 294 °K  
Operator: Jim Tisch      Pa: 751.1 mm Hg  
Calibration Model #: TE-5025A      Calibrator S/N: 2262

Run	Vol. Init (m3)	Vol. Final (m3)	ΔVol. (m3)	ΔTime (min)	ΔP (mm Hg)	ΔH (in H2O)
1	1	2	1	1.4280	3.2	2.00
2	3	4	1	1.0110	6.4	4.00
3	5	6	1	0.9000	7.9	5.00
4	7	8	1	0.8570	8.8	5.50
5	9	10	1	0.7080	12.8	8.00

## Data Tabulation

Vstd (m3)	Qstd (x-axis)	$\sqrt{\Delta H \left( \frac{Pa}{Pstd} \right) \left( \frac{Tstd}{Ta} \right)}$ (y-axis)	Va	Qa (x-axis)	$\sqrt{\Delta H \left( \frac{Ta}{Pa} \right)}$ (y-axis)
0.9974	0.6985	1.4154	0.9957	0.6973	0.8848
0.9932	0.9824	2.0017	0.9915	0.9807	1.2513
0.9912	1.1013	2.2380	0.9895	1.0994	1.3990
0.9900	1.1552	2.3472	0.9883	1.1532	1.4673
0.9846	1.3907	2.8308	0.9830	1.3884	1.7696
<b>QSTD</b>	m=	<b>2.04196</b>	<b>QA</b>	m=	<b>1.27864</b>
	b=	<b>-0.00930</b>		b=	<b>-0.00581</b>
	r=	<b>0.99998</b>		r=	<b>0.99998</b>

## Calculations

<b>Vstd</b> = $\Delta Vol \left( \frac{Pa - \Delta P}{Pstd} \right) \left( \frac{Tstd}{Ta} \right)$	<b>Va</b> = $\Delta Vol \left( \frac{Pa - \Delta P}{Pa} \right)$
<b>Qstd</b> = $Vstd / \Delta Time$	<b>Qa</b> = $Va / \Delta Time$
<b>For subsequent flow rate calculations:</b>	
<b>Qstd</b> = $1/m \left( \left( \sqrt{\Delta H \left( \frac{Pa}{Pstd} \right) \left( \frac{Tstd}{Ta} \right)} \right) - b \right)$	<b>Qa</b> = $1/m \left( \left( \sqrt{\Delta H \left( \frac{Ta}{Pa} \right)} \right) - b \right)$

## Standard Conditions

Tstd:	298.15 °K
Pstd:	760 mm Hg
<b>Key</b>	
ΔH: calibrator manometer reading (in H2O)	
ΔP: rootsometer manometer reading (mm Hg)	
Ta: actual absolute temperature (°K)	
Pa: actual barometric pressure (mm Hg)	
b: intercept	
m: slope	

## RECALIBRATION

US EPA recommends annual recalibration per 1998 40 Code of Federal Regulations Part 50 to 51, Appendix B to Part 50, Reference Method for the Determination of Suspended Particulate Matter in the Atmosphere, 9.2.17, page 30

## CERTIFICATE OF CALIBRATION

### FOR

NOMENCLATURE : ELECTRONIC BALANCE  
MANUFACTURER : SARTORIUS  
MODEL / TYPE : AZ214  
SERIAL NO. : 28092281[MEC-LAB01]  
CLID. NO. : 362101621  
JOB CONTROL NO. : 230712075998

CUSTOMER :

DATE OF RECEIVED : 12 July 2023

DATE OF ISSUED : 02 August 2023

Report of calibration screening must not be taken in part. Except complete. Without the approval of the Calibration Laboratory Co., Ltd.

Calibrated By :

Calibration Engineer

Approved By :

Authorized Signatory

02 August 2023



This Calibration Certificate documents the traceability to national standards, which realize the units of measurement according to the International System of Units (SI)

Certificate No. Q23075998

F3-011-04/01-12

page 1 of 4



@clccalibration

## REPORT OF CALIBRATION FOR

**NOMENCLATURE** : **ELECTRONIC BALANCE**  
**MANUFACTURER** : **SARTORIUS**  
**MODEL / TYPE** : **AZ214**  
**SERIAL NO.** : **28092281[MEC-LAB01]**  
**LOCATION SITE** : **LABORATORY**  
**DATE OF CALIBRATION** : **25 July 2023**

### ENVIRONMENT CONDITIONS :

Temperature : 25 °C to 26 °C

Relative Humidity : 48 % to 50 %

### PROCEDURE USED :

This instrument was calibrated under procedure No. **CLC-CPMB-01** based on **EURAMET/cg-18/Version 4.0 (11/2015)**.

The calibration was performed by Comparison with Weight Set which maintained by the Calibration Laboratory Co., Ltd.

### REFERENCE STANDARD USED :

Weight Set, Mettler Toledo Class E2 S/N. 158850.

### TRACEABILITY :

The measurements are traceable to International System of Units (SI), through National Institute of Metrology (Thailand).

Certificate No. MM-0120-21, Due Date 17 December 2023.

### UNCERTAINTY :

The reported expanded uncertainty of measurement is stated as the standard uncertainty of measurement multiplied by the coverage factor complies with the table which for a normal distribution corresponds to a coverage probability of approximately 95%. It has been evaluated according to the "Evaluation of the Uncertainty of Measurement in Calibration (EA-4/02 M:2022)"

Certificate No. **Q23075998**

**F3-011-04/01-12**

page 2 of 4



@clccalibration

**CONDITION OF CALIBRATION ITEM : GOOD**

**MEASUREMENT RESULTS : ( ) without adjustment ( X ) adjustment**

## CALIBRATION DATA

### 1. Error of indications [ Before Adjustment ]

Nominal Test Value ( g )	Conventional mass ( g )	Display Value ( g )	Error of Balance ( g )	Uncertainty $\pm$ ( mg )	Coverage factor <i>k</i>
10.0000	10.0000	10.0004	+0.0004	-	-
20.0000	20.0000	19.9998	-0.0002	-	-
50.0000	50.0000	49.9993	-0.0007	-	-
100.0000	100.0000	99.9989	-0.0011	-	-
200.0000	199.9997	199.9984	-0.0013	-	-

### 2. Error of indications [ After Adjustment ]

Nominal Test Value ( g )	Conventional mass ( g )	Display Value ( g )	Error of Balance ( g )	Uncertainty $\pm$ ( mg )	Coverage factor <i>k</i>
Unload	0.0000	0.0000	0.0000	0.04	2,32
0.0010	0.0010	0.0010	0.0000	0.07	2,00
0.0100	0.0100	0.0100	0.0000	0.07	2,00
0.1000	0.1000	0.1000	0.0000	0.07	2,00
1.0000	1.0000	1.0000	0.0000	0.07	2,00
5.0000	5.0000	4.9999	-0.0001	0.07	2,00
10.0000	10.0000	9.9999	-0.0001	0.08	2,00
50.0000	50.0000	49.9999	-0.0001	0.11	2,00
100.0000	100.0000	99.9998	-0.0002	0.18	2,00
150.0000	149.9999	149.9998	-0.0001	0.26	2,00
200.0000	199.9997	199.9996	-0.0001	0.33	2,00

### 3. Repeatability of indications

Nominal Test Value ( g )	Standard Deviation of Reading ( g )
200.0000	0.00006

**Certificate No. Q23075998**

**F3-011-04/01-12**

page 3 of 4

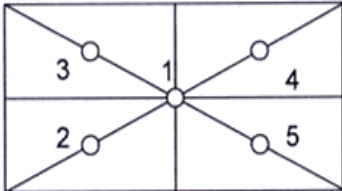
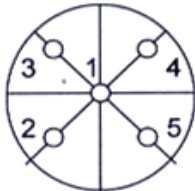


@clccalibration



## CALIBRATION DATA

### 4. Effect of eccentric application of a load on the indication

<div style="display: flex; align-items: center; justify-content: space-around;"> <div style="border: 1px solid black; width: 30px; height: 30px; margin-right: 20px;"></div>  <div style="border: 1px solid black; width: 30px; height: 30px; margin-right: 20px; display: flex; align-items: center; justify-content: center;">✓</div>  </div>						
Nominal Test Value ( g )	Display Value ( g )					Maximum Difference of Center Value ( g )
	Position 1	Position 2	Position 3	Position 4	Position 5	
50.0000	49.9999	49.9997	49.9999	50.0000	49.9997	0.0002

Note. The Scope of Accredited ANAB Certificate No. ACDM-2814 Version 008 Page 41 of 54

**This report is valid for the above stated instrument/s only.**

### End of Certificate ###

Certificate No. Q23075998

F3-011-04/01-12

page 4 of 4



@clccalibration

## CERTIFICATE OF CALIBRATION

### FOR

NOMENCLATURE : ELECTRONIC BALANCE  
MANUFACTURER : METTLER TOLEDO  
MODEL / TYPE : AB204-S  
SERIAL NO. : 1123163290[MEC-LAB02]  
CLID. NO. : 362101622  
JOB CONTROL NO. : 230712075999

CUSTOMER : MINE ENGINEERING CONSULTANT CO., LTD.

DATE OF RECEIVED : 12 July 2023

DATE OF ISSUED : 31 July 2023

Report of calibration screening must not be taken in part. Except complete. Without the approval of the Calibration Laboratory Co., Ltd.

Calibrated By :

Calibration Engineer

Approved By :

Authorized Signatory

31 July 2023



This Calibration Certificate documents the traceability to national standards, which realize the units of measurement according to the International System of Units (SI)

Certificate No. Q23075999

F3-011-04/01-12

page 1 of 4



@clccalibration

## *Certificate of Calibration*

Order No: 2203040

Certificate No.: C2203-0102

Customer:

MINE ENGINEERING CONSULTANT CO.,LTD

Date of Calibration: 2023-03-22  
Date of issue: 2023-03-23  
Instrument Calibrated: Sound Calibrator  
Manufacturer: Quest  
Type: CA-12B  
Serial no: U2040047

**Calibration and verification performed:**

The performed tests refer to the sections 5.2, 5.3 and 5.5 in IEC 60942 (2003): Electro-acoustics - Sound Calibrators. The calibrator has been tested as described in Annex B of the same standard.

**Preconditioning:**

The equipment was preconditioned for more than 12 hours at the specified calibration temperature and humidity.

**Instruments and Program:**

A complete list of instruments, hardware and software, that has been used for this calibration is separately available from the calibration laboratory.

**Equipment standards used:**

- Sound measuring equipment calibration unit 483B S/N31083
- Digital multimeter Keysight S/N HP34401A
- Ultra-low distortion function generator Stanford SRS DS360 S/N123625
- Acoustic sound calibrator class 0 Nor1253 S/N32941
- Reference microphone condenser G.R.A.S. 40AU-1 S/N309231
- System software Nor1504A

**Traceability**

The measured values are traceable to following the ISO/IEC 17025 laboratories:

Sound Pressure Level: NCL, Norway

Reference microphone: NCL, Norway

Voltage: TPA, Thailand

Frequency: TPA, Thailand



**Certificate No.: C2203-0102**

Environmental conditions:	Pressure:	Temperature:	Relative humidity:
Reference conditions:	101.43 kPa	23.0 °C	50 %RH
Measurement conditions:	100.67± 0.01 kPa	21.4 ± 1.1 °C	58.9 ± 2.2 %RH

**1. Sound pressure level**

Specified sound pressure level (dB)	Measured sound pressure level (dB)	Deviated value (dB)	Uncertainty (dB)	Tolerance limit IEC60942:2003 Class 2 (dB)
Reference microphone 40AU S/N 309231				
110.00	108.0	-2.0	± 0.1	± 0.75

**2. Frequency**

Specified Frequency (Hz)	Measured Frequency (Hz)	Deviated value (%)	Uncertainty (Hz)	Tolerance limit IEC60942:2003 Class 2 (%)
Reference microphone 40AU S/N 309231				
1000.00at 110dB	999.42	0.06	± 0.1	± 2.0

**3. Total distortion**

Specified sound pressure level (dB)	Measured Distortion (%)	Uncertainty (%)	Tolerance limit IEC60942:2003 Class 2 (%)
Reference microphone 40AU S/N 309231			
110.0	0.80	± 0.3	± 4.0

The reported expanded uncertainty is based upon a standard uncertainty multiplied by a coverage factor  $k = 2$ , providing a level of confidence of approximately 95%

Calibrated By: .  
(Ms

Checked By:

**Date of calibration** : 2023-03-22  
**Date of issue** : 2023-03-23

# Certificate of Calibrator

## for ST-120 Sound Calibrator

No. 20230323J139

Name of Product Sound Calibrator

Type ST-120

Serial Number ST120C0669E

Specification Class 1

Date 2023/07/07

Tested by



1. Outside :	<u>OK</u>
2. Sound Pressure Level :	<u>93.96 dB ; 114.00 dB</u>
3. Frequency :	<u>1000.24 Hz</u>
4. Distortion :	<u>1.1 % ; 1.2 %</u>

### Environment conditions :

Air temperature :	<u>20</u>	<u>°C</u>
Relative humidity :	<u>50</u>	<u>%</u>
Static pressure :	<u>101.8</u>	<u>kPa</u>

**Scarlet Tech Co., Ltd.**

4F-3, No. 347, HePing E Rd, 2nd Sec, DaAn District, Taipei City 106, Taiwan  
E-mail: info@scarlet.com.tw    www.scarlet-tech.com

# CERTIFICATE OF CALIBRATION

NO. 20221215117

Name of Product:	Sound Level Meter
Model:	ST-21D
Serial Number:	820797
Specification:	Class 2
Conclusion:	Pass
Date of calibration:	2023-07-03
Due Date:	2024-07-02

Calibrated by



- I. This report certifies that all calibration equipment used in the test is traceable with the Internal ISO9001 procedures and meets all specification given in the Manual(s) or respectively surpass then, and applies only to the unit identified above.
- II. This certificate is produced with advanced equipment & procedures which permit comprehensive quality assurance verification of all data supplied herein.
- III. This certificate of calibration shall not be reproduced except in full, without written permission of the Scarlet Tech Co Ltd Taiwan.

**1. Preliminary Inspection:** OK**2. Type & serial No. of Microphone:** AWA14421A-000475**3. Adjustments to indicated sound levels:**Type of Calibrator B&K 4231Sound Pressure Level 94.0 dBEquivalent Free-field Sound Level (reference environment conditions) 93.8 dB**4. Measuring up limit:** 138 dBA**5. Frequency weightings (Acoustic signal tests for Z weighting, other electric signal tests. )**

Nominal frequency /Hz	Frequency weighting / dB			Nominal frequency /Hz	Frequency weighting / dB		
	A	C	Z		A	C	Z
20	-50.3	-6.3	-0.1	1000	0.1	0.0	0.0
31.5	-39.5	-3.1	-0.2	2000	1.3	-0.1	0.0
63	-26.2	-0.9	0.0	4000	1.3	-0.6	0.0
125	-16.2	-0.2	0.0	8000	-1.2	-3.2	0.0
250	-8.7	0.0	0.0	12500	-11.0	-13.0	0.0
500	-3.2	0.0	0.1	/	/	/	/

**6. Self-generated noise**

## Microphone replaced by electrical input signal device

25.3 dB(A)	25.2 dB(C)	32.8 dB(Z)
------------	------------	------------

### 7. F&S Weighting

Rate of the F weighting decrease (dB/s)	35.1
Rate of the S weighting decrease (dB/s)	4.3
Deviation of F&S	0.0

### 8. Level Linearity (A-weighting at frequency 1 kHz)

Reference sound level 90.0 dB

Max error at 10dB steps upper reference sound level 0.1 dB

Max error at 1dB steps within 5dB of the upper limit linear operating range 0.0 dB

Max error at 10dB steps below reference sound level 0.1 dB

Max error at 1dB steps within 5dB upper the lower limit linear operating range 0.1 dB

### 9. Tone burst response (A Weighting) :

Single Toneburst duration /ms	Toneburst response /dB			
	$L_{AFmax}-L_A$	$L_{ASmax}-L_A$	$L_{AE}-L_A$	$L_{AeqT}-L_A$
500	0.0	-4.0	-2.9	-7.0
200	-1.0	-7.4	-6.9	-7.0
2	-18.2	-26.9	-26.9	-7.0
0.25	-27.1	/	-36.1	-7.0

### 10. Peak C sound level (500Hz) :

Cycle	One cycle	nominal value	Positive half	nominal value	Negative half	nominal value
LCpeak-LC(dB)	3.5	3.5	2.4	2.4	2.4	2.4

### 11. Overload Indication: Pass

### 12. Statistical analysis function

Sweep signal maximum indicated sound level: 123.0 dB

Sweep amplitude: 40 dB

Scan cycle time: 60 S; Measurement period: 180 S.

Items	Measured value/dB	Theoretical calculated value/dB	Error/dB
$L_{Aeq,T}$	113.3	113.4	-0.1
$L_5$	121.0	121.0	0.0
$L_{10}$	119.0	119.0	0.0

<b>L50</b>	103.0	103.0	0.0
<b>L90</b>	87.1	87.0	0.1
<b>L95</b>	85.2	85.0	0.2

Uncertainty of measurement results: 0.4 dB (k=2)

**Environment conditions:**

Air temperature: 26 °C

Relative humidity: 78 %

Static pressure: 100.7 kPa

**Reference equipment used in the calibration:**

<b>Description:</b>	<b>Model</b>	<b>Serial No.</b>	<b>Expiry Date</b>	<b>Traceable To</b>
<b>Microphone</b>	B&K 4191	2929405	2024-12-15	NML
<b>Multi function sound calibrator</b>	B&K 4226	2288444	2024-10-15	CIGISMEC
<b>Signal generator</b>	DS 360	33873	2024-10-15	CEPREI

**Test specifications:**

1. All Scarlet's Sound level Meter has been calibrated in accordance with the requirements as specified in ISO 17025 and the lab calibration procedure SMTP004-CA-152.
2. The electrical tests were performed using an electrical signal substituted for the microphone which was removed and replaced by an equivalent capacitance within a tolerance of  $\pm 20\%$ .
3. The acoustic calibration was performed using an B&K 4226 sound calibrator and corrections was applied for the difference between the free-field and pressure responses of the Sound Level Meter.

**References:**

IEC 61672-3 Sound Level Meters Part 3: Periodic tests



# **CERTIFICATE OF CALIBRATION**

## **FOR**

**NOMENCLATURE : OVEN**  
**MANUFACTURER : MEMMERT**  
**MODEL / TYPE : UF110**  
**SERIAL NO. : B418.1125[MEC-LAB05]**  
**CLID. NO. : 332102410**  
**JOB CONTROL NO. : 230712076000**

**CUSTOMER : MINE ENGINEERING CONSULTANT CO., LTD.**

**DATE OF RECEIVED : 12 July 2023**

**DATE OF ISSUED : 02 August 2023**

Report of calibration screening must not be taken in part. Except complete. Without the approval of the Calibration Laboratory Co., Ltd.

**Calibrated By :**

**Calibration Engineer**

**Approved By :**

**Authorized Signatory**

**02 August 2023**



This Calibration Certificate documents the traceability to national standards, which realize the units of measurement according to the International System of Units (SI)

**Certificate No. Q23076000**

**F3-011-04/01-12**

page 1 of 4



@clccalibration

## REPORT OF CALIBRATION FOR

**NOMENCLATURE** : OVEN  
**MANUFACTURER** : MEMMERT  
**MODEL / TYPE** : UF110  
**SERIAL NO.** : B418.1125[MEC-LAB05]  
**LOCATION SITE** : LABORATORY  
**DATE OF CALIBRATION** : 25 July 2023

---

### ENVIRONMENT CONDITIONS :

Temperature : 27 °C to 28 °C

Relative Humidity : 52% to 53 %

### PROCEDURE USED :

This instrument was calibrated under procedure No. **CLC-CPTH-07** based on **TLAS G-20** as calibration guidelines.

The calibration was performed by using Hydra Series II which maintained by the Calibration Laboratory Co., Ltd.

### REFERENCE STANDARD USED :

Hydra Series II, Fluke Model 2635A S/N. 8209003.

### TRACEABILITY :

The measurements are traceable to International System of Units (SI) , through Calibration Laboratory Co., Ltd.

Certificate No. Q23065867, Due Date 22 June 2024.

### UNCERTAINTY :

The reported expanded uncertainty of measurement is stated as the standard uncertainty of measurement multiplied by the coverage factor complies with the table which for a normal distribution corresponds to a coverage probability of approximately 95 %.

It has been evaluated according to the "Evaluation of the Uncertainty of Measurement in Calibration (EA-4/02 M:2022)"

**Certificate No. Q23076000**

**F3-011-04/01-12**

page 2 of 4



**CONDITION OF CALIBRATION ITEM : GOOD**

**MEASUREMENT RESULTS : ( X ) without adjustment ( ) adjustment**

The table in the following gives the calibration results and associated measurement uncertainties of the measuring oven.

## CALIBRATION DATA

### 1. OVEN PERFORMANCE

DUC		Measured Uniformity	Measured Stability	Measured Overall
Setting ( °C )	Indicating ( °C )	( °C )	( °C )	Variation ( °C )
85.0	85.0	0.50	0.26	1.30
104.0	104.0	0.61	0.11	1.03
180.0	180.0	1.04	0.13	1.90

**Certificate No. Q23076000**

**F3-011-04/01-12**

page 3 of 4



@clccalibration

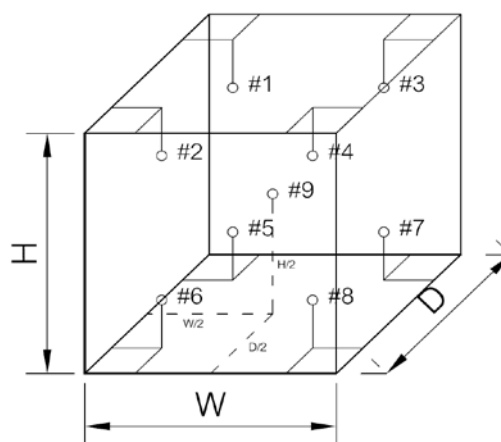
## CALIBRATION DATA

### 2. TEMPERATURE DISTRIBUTION

DUC		Measured Temperature ( °C )@Probe No.9 is Ref.									Uncertainty $\pm$ ( °C )	Coverage factor $k$
Setting ( °C )	Indicating ( °C )	1	2	3	4	5	6	7	8	9		
85.0	85.0	85.09	85.44	85.15	85.34	85.12	85.13	84.65	85.36	85.08	0.39	2,00
104.0	104.0	104.08	104.32	104.19	104.42	104.11	104.16	103.55	104.27	104.08	0.45	2,00
180.0	180.0	180.34	181.19	180.60	181.00	180.23	180.47	179.46	181.10	180.21	0.49	2,00

Technical Note : W = 56 cm, D = 40 cm, H = 48 cm.

The Scope of Accredited ANAB Certificate No. ACDM-2814 Version 008 Page 48 of 54



This report is valid for the above stated instrument/s only.

### End of Certificate ###

Certificate No. Q23076000

F3-011-04/01-12

page 4 of 4



@clccalibration

## CERTIFICATE OF CALIBRATION

### FOR

NOMENCLATURE : pH METER  
MANUFACTURER : EUTECH INSTRUMENTS  
MODEL / TYPE : PH700  
SERIAL NO. : 983068/93X218814/93X052911[MEC-LAB06]  
CLID. NO. : 372200480  
JOB CONTROL NO. : 230725081582

CUSTOMER : MINE ENGINEERING CONSULTANT CO., LTD.

DATE OF RECEIVED : 25 July 2023

DATE OF ISSUED : 02 August 2023

Report of calibration screening must not be taken in part. Except complete. Without the approval of the Calibration Laboratory Co., Ltd.

Calibrated By :

Calibration Engineer

Approved By :

Authorized Signatory

02 August 2023

This Calibration Certificate documents the traceability to national standards, which realize the units of measurement according to the International System of Units ( SI )

Certificate No. Q23081582

F3-011-04/01-12

page 1 of 4





## REPORT OF CALIBRATION

### FOR

**NOMENCLATURE** : pH METER  
**MANUFACTURER** : EUTECH INSTRUMENTS  
**MODEL / TYPE** : PH700  
**SERIAL NO.** : 983068/93X218814/93X052911[MEC-LAB06]  
**LOCATION SITE** : LABORATORY  
**DATE OF CALIBRATION** : 25 July 2023

---

#### ENVIRONMENT CONDITIONS :

Temperature : 24°C to 25°C

Relative Humidity : 48% to 52%

#### PROCEDURE USED :

This instrument was calibrated under procedure No. **CLC-CPCH-01, CLC-CPTH-03** based on **ASTM E 644-04** as calibration guidelines. The calibration was performed by direct measurement with Certified Reference Material (CRM) and comparison with Micro Calibration Bath, Precision Thermometer and IPRT which maintained by the Calibration Laboratory Co., Ltd.

#### REFERENCE STANDARD USED :

1. pH Standard Solution, NIMT TRM CODE TRM-S-2002 , TRM CODE TRM-S-2003 , TRM CODE TRM-S-2007.
2. pH Standard Solution, Control Company Catalog Number 06-664-260,11754256, Lot Number CC757348.
3. Precision Thermometer, ASL Model F100 S/N. 010228/28.
4. Micro Calibration Bath, Kambic Model OBM-LT S/N. 18015718.
5. IPRT, SDL Model T100-450-1D S/N. K0897A-1-19.

Certificate No. Q23081582

F3-011-04/01-12

page 2 of 4



@clccalibration

## TRACEABILITY :

1. The measurements are traceable to International System of Units (SI) , through National Institute of Metrology (Thailand).

Lot Number. 080822 , 040822 , 230822. Due Date 26 April 2024.

2. The measurements are traceable to International System of Units (SI) , through Control Company.

Certificate No. 4281-13507707 , Due Date 14 July 2024.

3. The measurements are traceable to International System of Units (SI) , through Thailand Institute of Scientific and Technological Research (TISTR). Certificate No. PSL-T 0822/65, Due Date 22 August 2023.

4. The measurements are traceable to International System of Units (SI) , through Calibration Laboratory Co., Ltd.

Certificate No. Q22130793, Due Date 05 January 2024.

5. The measurements are traceable to International System of Units (SI) , through National Institute of Metrology (Thailand).

Certificate No. TT-0104-22, Due Date 25 August 2023.

## UNCERTAINTY :

The reported expanded uncertainty of measurement is stated as the standard uncertainty of measurement multiplied by the coverage factor complies with the table which for a normal distribution corresponds to a coverage probability of approximately 95 %.

It has been evaluated according to the "Evaluation of the Uncertainty of Measurement in Calibration (EA-4/02 M:2022)"





**CLC**  
Accredited  
ISO/IEC 17025

# CALIBRATION LABORATORY Co., LTD.



**CONDITION OF CALIBRATION ITEM : GOOD**

**MEASUREMENT RESULTS : ( X ) without adjustment ( ) adjustment**

The table in the following gives the calibration results and associated measurement uncertainties of pH meter.

## CALIBRATION DATA

### 1. pH METER RESULT @ 25 °C

Standard pH Buffer Solution (pH)	pH Meter Reading (pH)	pH Meter Reading (mV)	Correction (pH)	Uncertainty of pH Measurement ( $\pm$ pH)	k Factor
1.682	1.68	280	+0.002	0.015	2,07
4.003	4.00	150.0	+0.003	0.010	2,00
7.000	7.00	-25.3	0.000	0.013	2,00
10.003	10.01	-193.2	-0.007	0.016	2,05

The Scope of Accredited ANAB Certificate No. ACDM-2814 Version 008 Page 2,3 of 54

### 2. TEMPERATURE RESULT [ THERMISTOR ]

Immersion depth (mm)	Actual Temperature ( °C )	DUC Reading ( °C )	Correction ( °C )	Uncertainty $\pm$ ( °C )
100	25.00	25.0	0.00	0.13

Note. Probe  $\varnothing$  4 mm

Materials : Metal Sheath.

The Scope of Accredited ANAB Certificate No. ACDM-2814 Version 008 Page 47 of 54

The reported uncertainty is based on a standard uncertainty multiplied by coverage factor of  $k = 2,00$ .

**This report is valid for the above stated instrument/s only.**

### End of Certificate ###

Certificate No. Q23081582

F3-011-04/01-12

page 4 of 4



@clccalibration



SCIMET Co., Ltd.



Certificate No. C07230015

## Calibration Certificate

Represent to Calibration Certificate, Serial number C07230011

**Equipment:** SPECTROPHOTOMETER

Model: 723C

Serial No.(or ID): 2C41301043 (MEC-LAB11)

Manufacturer: KWF

Condition: In Condition

Job No.: KSMT2300233

Received Date: 24 July 2023

Issued Date: 09 August 2023

Page: 1 of 3

### Customer

MINE ENGINEERING CONSULTANT CO.,LTD.

### Calibration Place

MINE ENGINEERING CONSULTANT CO.,LTD.(Laboratory)

### Calibration Date

24 July 2023

### Environment Condition

Temperature: 22.1 °C ± 0.8 °C

Humidity: 52.4 %RH ± 4.9 %RH

### The Method used

In-house method, WI07, based on ASTM E 275-08 and ASTM E 387-04

### Traceability

This certificate is traceable to the CRM maintained by National Institute of Standards and Technology (NIST) through Starna Scientific Limited.

The standard for Wavelength Certificate No. 108691 and 108692

The standard for Photometric Certificate No. 109010

This certificate is issued the units of measurement according to the International System of Units (SI). It provides traceability of measurement to international or national standard or other recognized national standard laboratories.

The measurement uncertainty stated is the expanded uncertainty which is obtained from the standard uncertainty multiplied by the coverage factor ( $k=2$ ) to provide a level of confidence of approximately 95%. It is determined in accordance with the Guide to Expression of Uncertainty in Measurement (GUM).

These results may be affected by deviations from specified conditions. The results relate only to the items tested, calibrated or sampled. The report shall not be reproduced except in full without approval of SCIMET Co., Ltd.



Person in charge



Authorized signatory

### Calibration Results:

#### Without Adjustment

Wavelength Accuracy (nm), The spectral bandwidth of Std at 4 nm and UUC at 4 nm

Standard Wavelength (nm)	Unit Under Calibration (nm)	Correction (nm)	Uncertainty of Measurement ( ± nm)
417.67	417.6	0.07	0.14
440.74	440.8	-0.06	0.14
448.99	448.8	0.19	0.14
472.22	472.2	0.02	0.14
513.70	513.7	0.00	0.14
537.49	537.4	0.09	0.14
574.60	574.7	-0.10	0.14
641.76	641.8	-0.04	0.14
684.63	684.7	-0.07	0.14
740.27	740.4	-0.13	0.14
748.28	748.4	-0.12	0.14
807.16	807.3	-0.14	0.14
879.70	879.8	-0.10	0.14



### Calibration Results:

#### Without Adjustment

##### Photometric Accuracy (Absorbance)

Wavelength	Standard absorbance (Abs)	Unit Under Calibration (Abs)	Correction (Abs)	Uncertainty of Measurement( $\pm$ Abs)
420 nm	0.0000	0.000	0.0000	0.0045
	0.5617	0.562	-0.0003	0.0045
	0.7392	0.738	0.0012	0.0045
	1.0550	1.055	0.0000	0.0045
440 nm	0.0000	0.000	0.0000	0.0045
	0.5513	0.552	-0.0007	0.0045
	0.7230	0.722	0.0010	0.0045
	1.0324	1.033	-0.0006	0.0045
465 nm	0.0000	0.000	0.0000	0.0045
	0.5036	0.506	-0.0024	0.0045
	0.6735	0.672	0.0015	0.0045
	0.9615	0.963	-0.0015	0.0045
546.1 nm	0.0000	0.000	0.0000	0.0045
	0.5176	0.519	-0.0014	0.0045
	0.6930	0.692	0.0010	0.0045
	0.9908	0.992	-0.0012	0.0045
590 nm	0.0000	0.000	0.0000	0.0045
	0.5530	0.554	-0.0010	0.0045
	0.7196	0.718	0.0016	0.0045
	1.0301	1.030	0.0001	0.0045
635 nm	0.0000	0.000	0.0000	0.0045
	0.5370	0.538	-0.0010	0.0045
	0.6862	0.686	0.0002	0.0045
	0.9822	0.982	0.0002	0.0045

The End of Certificate

### Without Adjustment

#### Wavelength Accuracy (nm), The spectral bandwidth of Std at 4 nm and UUC at 4 nm

Unit Under Calibration	Correction	Guard Band (w)	Tolerance ( $\pm$ )	Conformity
417.6	0.07	0.14	1.0	Pass
440.8	-0.06	0.14	1.0	Pass
448.8	0.19	0.14	1.0	Pass
472.2	0.02	0.14	1.0	Pass
513.7	0.00	0.14	1.0	Pass
537.4	0.09	0.14	1.0	Pass
574.7	-0.10	0.14	1.0	Pass
641.8	-0.04	0.14	1.0	Pass
684.7	-0.07	0.14	1.0	Pass
740.4	-0.13	0.14	1.0	Pass
748.4	-0.12	0.14	1.0	Pass
807.3	-0.14	0.14	1.0	Pass
879.8	-0.10	0.14	1.0	Pass

**Without Adjustment**
**Photometric Accuracy (Absorbance)**

Wavelength	Unit Under Calibration	Correction	Guard Band (w)	Tolerance ( $\pm$ )	Conformity
420 nm	0.000	0.0000	0.0045	0.010	Pass
	0.562	-0.0003	0.0045	0.010	Pass
	0.738	0.0012	0.0045	0.010	Pass
	1.055	0.0000	0.0045	0.010	Pass
440 nm	0.000	0.0000	0.0045	0.010	Pass
	0.552	-0.0007	0.0045	0.010	Pass
	0.722	0.0010	0.0045	0.010	Pass
	1.033	-0.0006	0.0045	0.010	Pass
465 nm	0.000	0.0000	0.0045	0.010	Pass
	0.506	-0.0024	0.0045	0.010	Pass
	0.672	0.0015	0.0045	0.010	Pass
	0.963	-0.0015	0.0045	0.010	Pass
546.1 nm	0.000	0.0000	0.0045	0.010	Pass
	0.519	-0.0014	0.0045	0.010	Pass
	0.692	0.0010	0.0045	0.010	Pass
	0.992	-0.0012	0.0045	0.010	Pass
590 nm	0.000	0.0000	0.0045	0.010	Pass
	0.554	-0.0010	0.0045	0.010	Pass
	0.718	0.0016	0.0045	0.010	Pass
	1.030	0.0001	0.0045	0.010	Pass
635 nm	0.000	0.0000	0.0045	0.010	Pass
	0.538	-0.0010	0.0045	0.010	Pass
	0.686	0.0002	0.0045	0.010	Pass
	0.982	0.0002	0.0045	0.010	Pass

The validity of the statements of conformity cannot be guaranteed for different places of use, environmental conditions or improper use.

**The End of Statements of Conformity**

## ใบตรวจสอบสภาพเครื่องวัดสิ่งแวดล้อม

เลขที่ใบงาน: KSMT2300233

ชนิดเครื่องมือ: SPECTROPHOTOMETER

รุ่น: 723C

หมายเลขเครื่อง: 2C41301043

ตรวจสอบ (รับ)		รายการตรวจเช็ค	ตรวจสอบ (ส่ง)		หมายเหตุ
24 Jul 2023			24 Jul 2023		
ปกติ	ไม่ปกติ		ปกติ	ไม่ปกติ	
<input checked="" type="checkbox"/>	<input type="checkbox"/>	1. ความสมบูรณ์เครื่อง	<input checked="" type="checkbox"/>	<input type="checkbox"/>	
<input checked="" type="checkbox"/>	<input type="checkbox"/>	2. ความสะอาด ( ช่องใส่ตัวอย่าง, ภายใน-นอกเครื่อง)	<input checked="" type="checkbox"/>	<input type="checkbox"/>	
<input checked="" type="checkbox"/>	<input type="checkbox"/>	3. สวิตช์ ปิด – เปิด เครื่อง (On-Off Swicth)	<input checked="" type="checkbox"/>	<input type="checkbox"/>	
<input checked="" type="checkbox"/>	<input type="checkbox"/>	4. ปุ่มกด (Keypad)	<input checked="" type="checkbox"/>	<input type="checkbox"/>	
<input checked="" type="checkbox"/>	<input type="checkbox"/>	5. หน้าจอ (Display, Screen Contrast)	<input type="checkbox"/>	<input type="checkbox"/>	
<input type="checkbox"/>	<input type="checkbox"/>	6. ตัวหมุนเลือกความยาวคลื่น (Wavelength Control)	<input type="checkbox"/>	<input type="checkbox"/>	-
<input type="checkbox"/>	<input type="checkbox"/>	7. ความยาวคลื่น (Wavelength Check)	<input type="checkbox"/>	<input type="checkbox"/>	-
<input type="checkbox"/>	<input type="checkbox"/>	8. แหล่งกำเนิดแสง (UV < 3,000 hour)	<input type="checkbox"/>	<input type="checkbox"/>	-
<input checked="" type="checkbox"/>	<input type="checkbox"/>	9. แหล่งกำเนิดแสง (Visible < 5,000 hour)	<input checked="" type="checkbox"/>	<input type="checkbox"/>	
<input checked="" type="checkbox"/>	<input type="checkbox"/>	10. ช่องวัดหลายตัวอย่าง (Carousel Module)	<input checked="" type="checkbox"/>	<input type="checkbox"/>	

เพิ่มเติม/ข้อแนะนำ :

Service Engineer

**Statements of conformity:**

This conformity certificate documents the validity of the following statements of conformity based on the measurement results of corresponding calibration certificate:


The error of temperature determined during calibration are under given measurement and environmental conditions and considering the expanded measurement uncertainty (coverage probability 95%) within the specification. The given measurement uncertainty already includes other all effects by according to the standard method, ASTM E 275-08 and ASTM E 387-04. Therefore, those parameters have not been assessed separately.

**Tolerance and Decision rules:**

Assessment of the conformity of the measurement device are done based on direct comparison of the relevant measurement results with the tolerances and decision rule are prescribed by the customer.

- Decision rule :** ☐ Choice A Binary Statement for Simple Acceptance Rule ( $w = 0$ ), Specific Risk < 50% PFA.
- ☒ Choice B Non-binary statement with guard band ( $w = 1 U$ ), Pass or Fail Specific Risk < 2.5% PFA and Condition Pass or Condition Fail Specific Risk < 50% PFA.
- ☐ Choice C Customer defined, Customers may define arbitrary multiple of  $r$  to have applied as guard band ( $w = r U$ ).

; PFA – Probability of False Accept



Authorized signatory



# Avio200 Preventive Maintenance Report

Company Name: Mine Engineering Consultance CO., Ltd.

Instrument Location:

Instrument Serial No.: 079S18071903

Date: 10-Aug-2023

## ICP-OES/Avio200 Preventive Maintenance (PM)

<b>Company Name:</b>	Mine Engineering Consultance CO., Ltd.		
<b>Address (Instrument Location):</b>			
<b>Serial Number:</b>	079S18071903	<b>PM Number:</b>	2 of 2
<b>Customer Name (if applicable):</b>		<b>Telephone Number:</b>	089 150 9464
<b>Service Engineer Name:</b>		<b>Service Order Number:</b>	WO-02409453
<b>Date PM Performed: (DD-MMM-YYYY)</b>	10-Aug-2023	<b>Next PM Due Date: (DD-MMM-YYYY)</b>	10-Feb-2024
<b>Standard Labor Hours to Complete PM :</b>		<b>4 hours</b>	

Part Number	Release	Publication Date	
09370140 Rev.5	B	January 2018	

### Scope

The purpose of this PM is to ensure the continued functionality of the PerkinElmer/Avio200 by inspecting and replacing any worn or damaged parts. This service should only be performed by a trained representative of PerkinElmer.

The customer should save their method before the PM begins.

### General Instructions:

The customer must provide the engineer operational data to demonstrate recent instrument performance prior to starting the PM. Always check with the customer before making any changes that may affect the customer's analysis or calibration, including a current back-up of system software and/or data files. The completed document should be signed by an authorized PerkinElmer and customer representative and left with the customer. Update the PM sticker and instrument logbook as required.

### Copyright Information

This document contains proprietary information that is protected by copyright. All rights are reserved. No part of this publication may be reproduced in any form whatsoever or translated into any language without the prior, written permission of PerkinElmer, Inc. **Copyright © 2013 PerkinElmer, Inc.**

### Trademarks

Registered names, trademarks, etc. used in this document, even when not specifically marked as such, are protected by law. PerkinElmer is a registered trademark of PerkinElmer, Inc. All other trademarks and registered trademarks not owned by PerkinElmer, Inc. or its subsidiaries that are depicted herein are the property of their respective owners.

**Except as specifically set forth in its terms and conditions of sale, PerkinElmer makes no Warranty of any kind with regard to this document, including, but not limited to, the implied warranties of merchantability and fitness for a particular purpose.**

PerkinElmer shall not be liable for incidental or consequential damages in connection with the furnishing or use of this document.

## Component List

Component / Specific Model	Serial #	Configuration Notes
Avio200	079S18071903	Syngistix V 3.0.0.3081

## Parts Lists

Parts Included with the PM		
Part Number (if applicable)	Description	Quantity
09995098	Air Filter-Spectrometer	Not Applicable
N077520	Air Filter-RF Generator	Not Applicable
09992731	Axial Window	Not Applicable
B0810377	Radial Window	Not Applicable
N0770438	O-ring kit, injector support adapter	Not Applicable
N0780437	O-ring kit, torch	Not Applicable

Additional Reagents and Standards Required for PM				
Part Number (if applicable)	Description	Quantity	Batch/Lot #	Expiration Date: (MM/YY)
N0691579	Multi-Element Standard (N069-1579 diluted 10X)	1	7-263MFX1	Apr-2024
N9300221	Instrument Calibration-4 (N9300221 diluted 100X)	1	59-091CRY1	Jun-2024

# Procedure Checklist

Use (✓) to check off those steps in the checklist that have been completed.

## 1. General:

- ✓ Ask customer about unit's performance since last visit.
- ✓ Check incoming AC line voltage under load for proper levels and grounding.
- ✓ Is the instrument operational?

## 2. Mechanical:

- ✓ Inspect and clean all fans and filters.
- ✓ Inspect and replace torch components and necessary.

Torch Components Replaced: ☐ Yes ☒ No

If yes, list components replaced:

- ✓ Inspect all tubing for signs of cracking or leaking and replace as necessary.

Tubing Replaced: ☐ Yes ☒ No

If yes, list tubing replaced:

- ✓ Inspect the peristaltic pump for proper operation.
- ✓ Check and adjust if necessary, the external nitrogen, argon shear gas and water supply pressures.
- ✓ Check and adjust if necessary, the internal nitrogen, main argon, torch argon and shear gas pressures

Regulator	Measured Pressure	Set Pressure
Nitrogen	N/A	NA (calibrated in Factory)
Main Argon	76	76psig
Torch Argon	67	67psig
Shear Gas	65	65psig
Water	35	35psi

- ✓ Check the shear gas nozzle for blockages and proper, uniform flow.
- ✓ Inspect nitrogen Hi/Low purge and shear gas solenoids for proper function.
- ✓ Inspect the function of all spectrometer motors. Drive the motors from the Spectrometer DCM. Check all motors, couplings, set screws, gears or drive assembly located on the spectrometer (prism/grating wavelength drives, slits, shutter, DV mirror, X/Y mirror) if problems are found.
- ✓ Perform preventative maintenance on the chiller as required. Make the customer aware of the importance of maintaining the chiller fluid level and filter replacement.
- ✓ Drain air compressor surge tank.
- ✓ Clean exterior of instrument.

### 3. Electrical:

- ☒ Visually inspect all PC boards for cleanliness and signs of corrosion.
  - ☒ Check all RF generator and spectrometer power supply voltages.
  - ☒ Run instrument diagnostic checks from the appropriate Device Control Module.

#### **RF Generator:**

- ☒ Check the RF generator status screens.
- ☒ Check the function of all interlocks.

#### **Spectrometer:**

- ☒ Check the spectrometer status screens.
- ☒ Check for proper function of all motors from the Motor Control window.

### 4. Optical:

- ☒ Check the neon lamp for proper operation.
- ☒ Ensure that neon initialization passes at power up.
- ☒ Ensure that there is a single, well defined peak of sufficient intensity (approximately 15,000 to 60,000 cts.) for the 703.241nm neon line viewed in the DCM Collect Spectra window. Re-generate the neon correction table if problems are encountered. If problems are still exhibited after the table is re-generated, replace the neon lamp assembly.

Neon Lamp Replaced: ☐Yes ☒No

- ☒ Perform the Initialize Optics routine from the Spectrometer Control window.
- ☒ Insure that the routine passes with no error codes. If it fails, run a manual prism scan from the spectrometer DCM.
- ☒ Insure the Dark Current measurement (Detector Calibration) passes at initialization.
- ☒ Check the shutter home sensor position.
- ☒ Check prism/electronics temperature sensor readback values from the DCM. It is normal for these readings to be shown in red. A typical prism temperature is approximately 29.5 degree C. A typical electronics temperature is approximately 35 degree C.
- ☒ Check the detector temperature from the DCM for -7.0 to -8.5 degree C. If outside of this range the detector cooling fan may not be operational. Further inspection may be necessary.
- ☒ Inspect for proper function of the transfer optics. 1) shutter 2) DV mirror 3) X/Y mirror.
- ☒ Clean or replace the axial and radial view windows as necessary.

Axial Window Replaced: ☐Yes ☒No

Radial Window Replaced: ☐Yes ☒No

### 5. Post PM Performance Tests:

- ☒ Perform View Align.

#### **5.1 Spectral Resolution:**

- ☒ Measure the spectrometers ability to separate two adjacent wavelengths.

Parameter	Specification	Test Result	Pass/Fail
As 193.696 - Resolution	≤0.009	0.007	Passed
Ni 231.604 - Resolution	≤0.011	0.008	Passed
Ni 341.476 - Resolution	≤0.015	0.012	Passed
Ba 455.403 - Resolution	≤0.020	0.017	Passed

**5.2 Precision:**

- ☒ Test for reproducibility of a set of measurement.

Parameter	Specification	Test Result	Pass/Fail
<b>Zn 213.856</b>	%RSD ≤ 1 %	0.42	Passed
<b>Mg 280.856</b>	%RSD ≤ 1 %	0.45	Passed
<b>Mg 285.207</b>	%RSD ≤ 1 %	0.29	Passed
<b>Ba 455.403</b>	%RSD ≤ 1 %	0.26	Passed

**5.4 Mn BEC:**

- ☒ Run Axial and Radial BEC according to the A&T spec, or the commissioning test procedure.

**Mn Background Equivalent Concentration:**

Method "MnBEC" For Samples "IB (2%HNO3)" and "IS (N069-1579/10)", record intensities.

Calculated BEC:  $BEC = (IB * Conc\ of\ Std) / (IS - IB)$ . Where Conc of Std = 1,000 PPB

Element	Mode	Conc.	IB	IS	
<b>Mn 257.610</b>	Radial	1,000 ppb	7588.2	876421.1	
<b>Mn 257.610</b>	Axial	1,000 ppb	18796	2472751.8	
<b>Mn 257.610</b>	<b>IB*Conc.</b>	<b>IS - IB</b>	<b>BEC</b>	<b>Spec</b>	<b>Pass/Fail</b>
<b>Radial</b>	7588200	868832.9	8.71	<30 PPB	Passed
<b>Axial</b>	18796000	2453955.8	7.65	<30 PPB	Passed

**6. Review:**

- ☒ Review with the customer PM work performed.
- ☒ Discuss recommended customer supplied materials to have on hand.
- ☒ Attach PM sticker.



## Additional Comments

### Additional Comments Regarding the PM



## Review

***The preventive maintenance checks and if applicable performance tests for ICP-OES/Avio200 have been completed.***

***This ICP-OES/Avio200 Passes ☒ Fails ☐ the preventive maintenance.***

### Review of Preventive Maintenance:

Authorized PerkinElmer Representative	[Redacted Signature]	Date: 10-Aug-2023 (DD-MMM-YYYY)
Authorized Customer Representative		Date: 10-Aug-2023 (DD-MMM-YYYY)

# PerkinElmer TruQ

Atomic Spectroscopy Standard



## Certificate of Analysis

**PerkinElmer Number:** N9300221

**Description:** Instrument Calibration Standard 4

**Matrix:** 5% HNO<sub>3</sub>

**Lot Number:** 59-091CRY1

**Certification Date:** DEC - - 2022

**Expiration Date:** JUN 30 2024

### \* Instrumental Analysis using ICP Spectrometer:

Analyte	Labeled	Measured	SRM	Analyte	Labeled	Measured	SRM
As	100 µg/mL	100 µg/mL	3103a*	Pb	50.0 µg/mL	49.8 µg/mL	3128*
Tl	100 µg/mL	100 µg/mL	3158*	Se	50.0 µg/mL	50.1 µg/mL	3149*
Cd	50.0 µg/mL	50.0 µg/mL	3108*				

\* - indicates NIST SRM

† - indicates CRM (when NIST SRM is not available)

Reference Multi: Lot# 54-134CR, 57-156CR, 58-169CR

Refer to side 2 for details of certification.

Balances are calibrated with weight sets traceable to NIST.

We guarantee that our PerkinElmer TruQ Atomic Spectroscopy Standards are stable and accurate to ±0.5% of certified concentration until the expiration date, provided the standards are kept tightly capped and stored under normal laboratory conditions. This value is the sum of cumulative errors associated with the analytical determinations, pipetting, and diluting to final volume. For these solutions we use high purity acids, ASTM Type I water (18 megohm double deionized), and leached, triple-rinsed bottles. All glassware used is class A.

Certifying Officer: \_\_\_\_\_



**PerkinElmer, Inc.**

**U.S.A. Tel: 1-203-925-4600**

**U.S.A. Toll Free: 1-800-762-4000**